



### District Report Card: 2017


<b>State:</b> Arunachal Pradesh	<b>District:</b> Kurung Kumey
<b>Class:</b> 8	<b>Subject:</b> Science
<b>Schools:</b> 23	<b>Students:</b> 350


### Participation/Coverage


#### Students

<div>GENDER</div> <div></div>	Boys				Girls			
	Number		%		Number		%	
	168		48.00		182		52.00	

<div>AREA</div> <div></div>	Rural				Urban			
	Number		%		Number		%	
	321		91.71		29		8.29	

<div>CATEGORY</div> <div></div>	SC		ST		OBC		GEN	
	Number	%	Number	%	Number	%	Number	%
	17	4.86	333	95.14	0	0.00	0	0.00

<div>CWSN</div> <div></div>	LD	VI	HI	S&LD	ID	Oth
	0	0	0	0	0	0

<div>Management</div> <div></div>	Government			Government-aided		
	Number		%	Number		%
	321		91.71	29		8.29

### Average Performance of Students in Science (%)

Overall	Gender		Area		Management		Social Group			
	Male	Female	Rural	Urban	Govt.	Aided	SC	ST	OBC	GEN
38.32	35.67	40.77	37.57	46.67	37.57	46.67	36.86	38.40	0.00	0.00

## Performance on Learning Outcomes (LOs)

Learning Outcomes	Description	Average Performance(%)
SCI703	Classifies materials and organisms based on properties/characteristics	33.76
SCI704	Conducts simple investigation to seek answers to queries	33.33
SCI705	Relates processes and phenomenon with causes	42.91
SCI708	Measures and calculates e.g., temperature; pulse rate; speed of moving objects; time period of a simple pendulum, etc.	54.00
SCI710	Plots and interprets graphs	24.35
SCI711	Constructs models using materials from surroundings and explains their working	34.78
SCI801	Differentiates materials, organism and processes	52.07
SCI804	Relates processes and phenomenon with causes	30.43
SCI805	Explains processes and phenomenon	25.13
SCI807	Measures angles of incidence and reflection, etc.	54.00
SCI811	Applies learning of scientific concepts in day-to-day life	29.10
SCI813	Makes efforts to protect environment	49.14

Range of Performance of Students who Answered Correctly							
Below 30%		30% - 50%		50% - 75%		Above 75%	
Number	%	Number	%	Number	%	Number	%
120	34.29	145	41.43	68	19.43	17	4.86

### Lowest Performing Learning Outcomes (LOs)

- 1 - Plots and interprets graphs (24.35)
- 2 - Explains processes and phenomenon (25.13)
- 3 - Applies learning of scientific concepts in day-to-day life (29.10)
- 4 - Relates processes and phenomenon with causes (30.43)
- 5 - Conducts simple investigation to seek answers to queries (33.33)